



COVID-19



COVID-19 OPERATION CELL, Health Department, Govt. of Balochistan

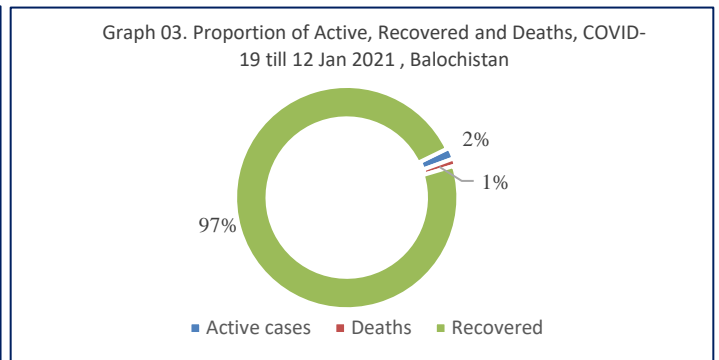
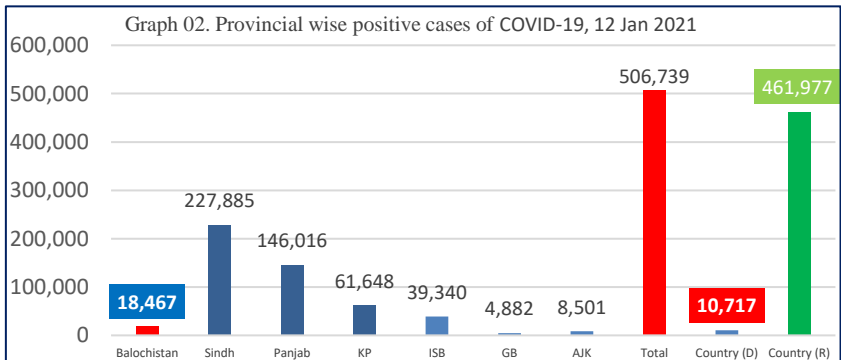
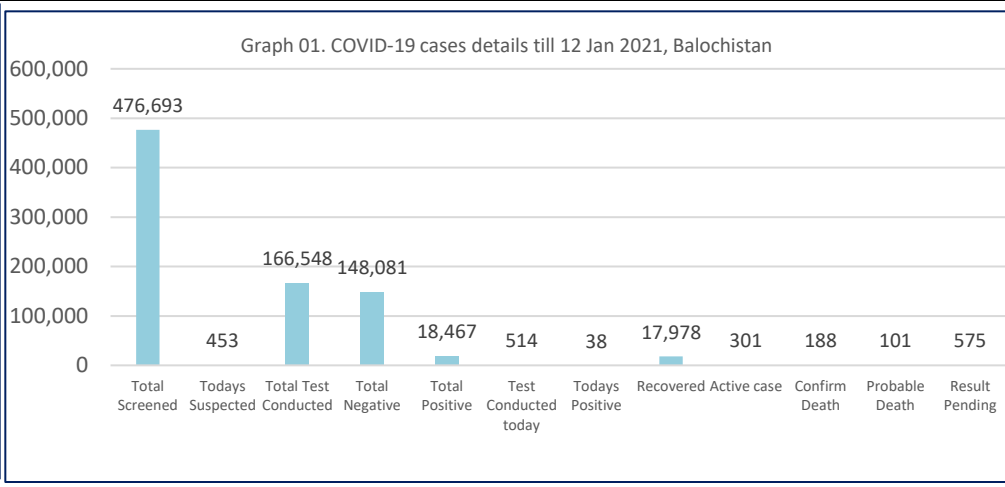
Date: 12-01-2021

Updates till: 8:00 PM

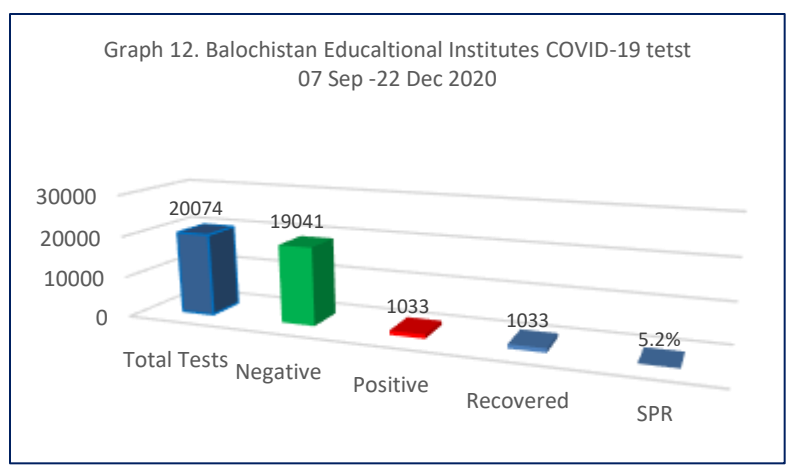
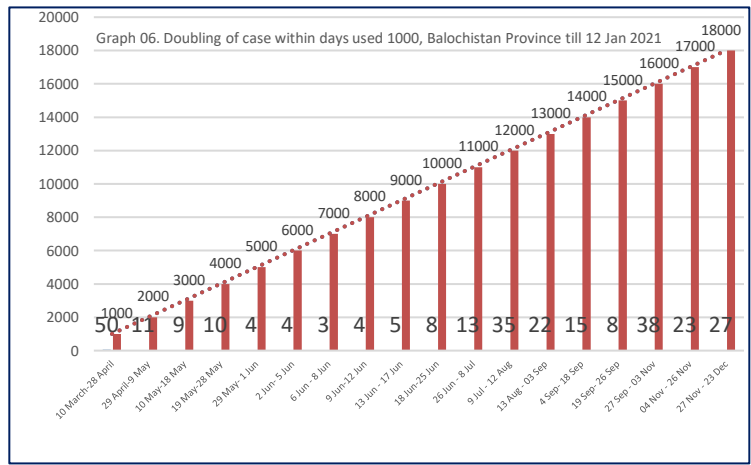
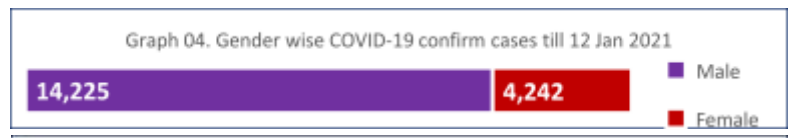
Global data & Death:
91,459,410/1,956,575

Recovered: 65,448,821

18,467
[Confirmed 188, Probable 101]
COVID-19 Cases / Deaths BALUCHISTAN

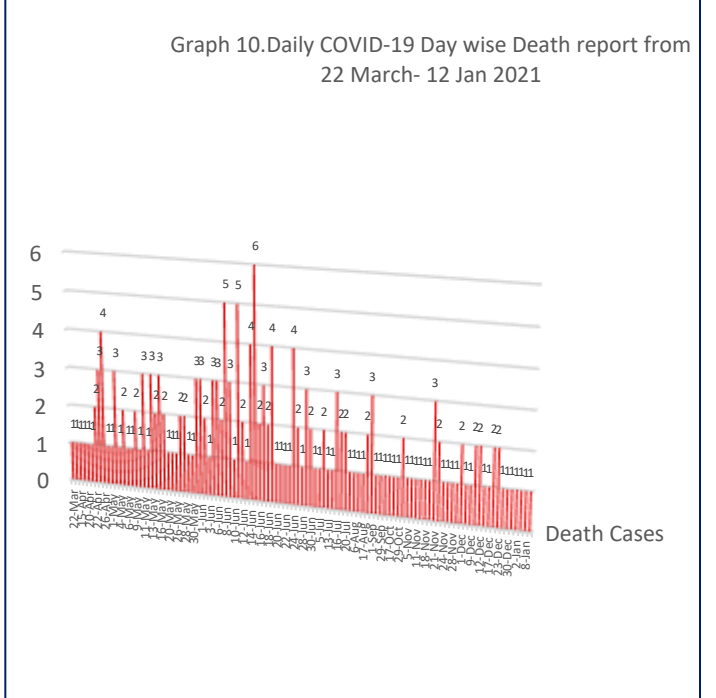
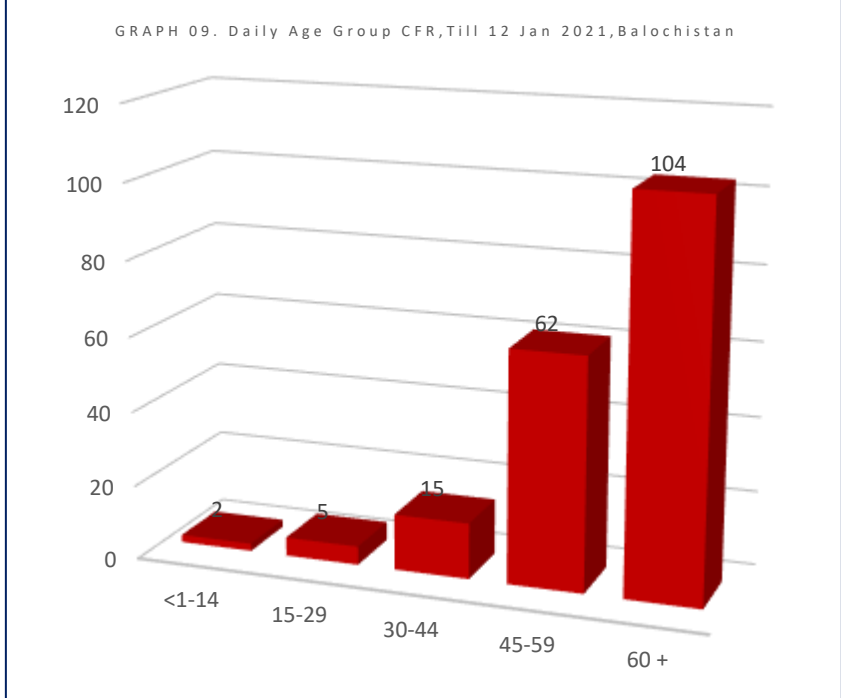
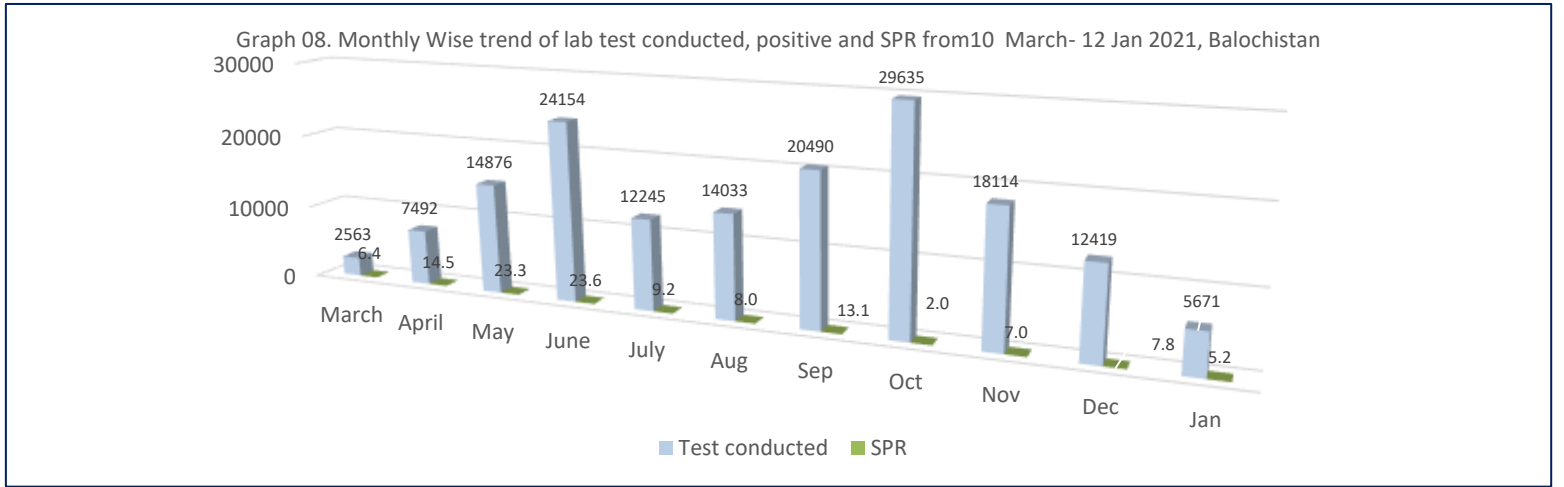
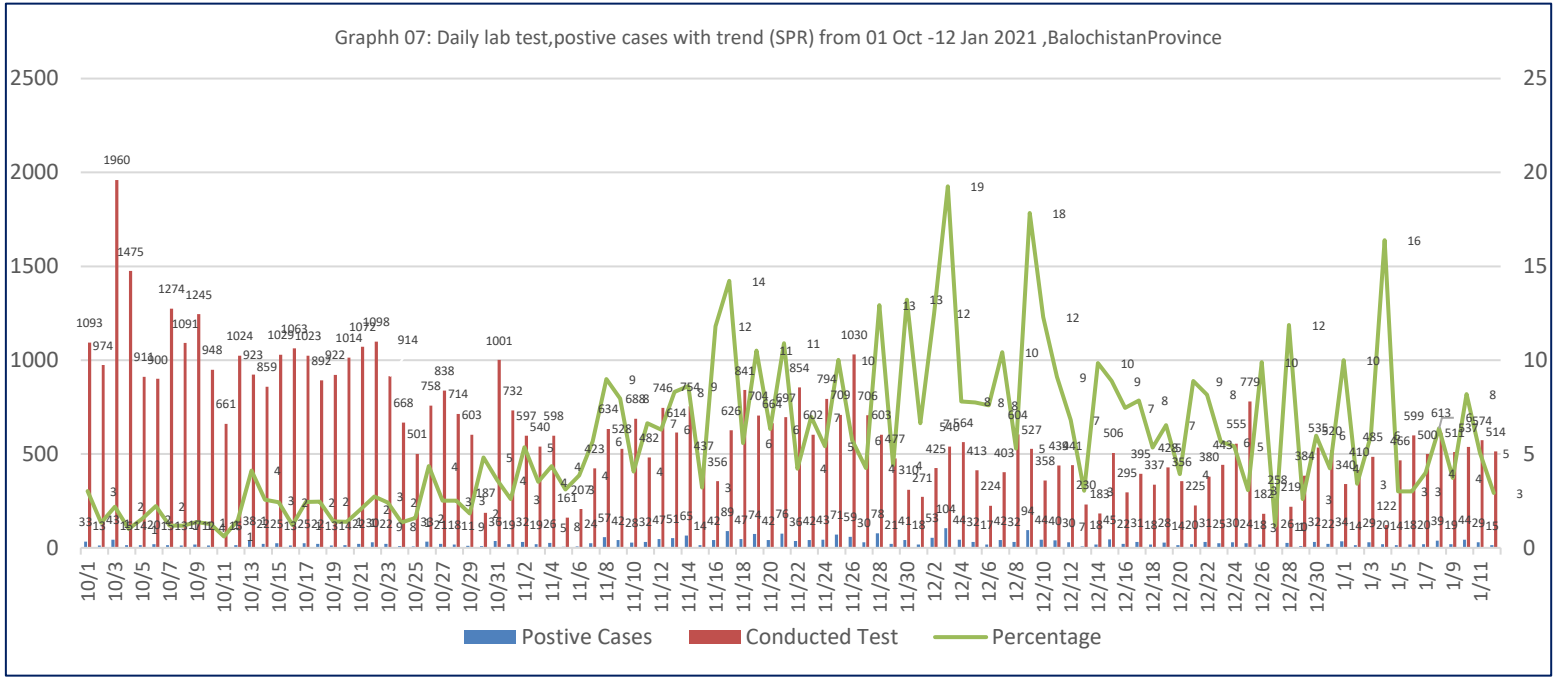


- In last 24 hours 38 confirmed COVID-19 cases have been reported from 08 districts and total has climbed to 18,467. The active cases are 301 and overall confirmed deaths 188 (CFR 1%).
- Out of 18,467 99% (18,324) cases are from local community, Quetta (12,719) followed by Kech (850), Khuzdar (553), Lasbela (505), Jaffarabad (417), and Chagai (416). (Table 01).
- Latest update: 06 patients admitted in province and 05 patients in high flow oxygen and 01 in low flow oxygen. No one on vent.
- In last 24 hours 23 asymptomatic home isolated COVID-19 Positive persons recovered/released after completion of 13 days' isolation with clear guidelines to follow all SOPs. The total recovered are 17,978 which is 97% of total cases.
- The District Rapid Response Team – Quetta (RRT) screened 3,182 individuals and took 453 Samples of Suspect for further lab diagnosis.



COVID-19 LABORATORY STATUS AND DISEASE TREND OF BALOCHISTAN PROVINCE

Presently, (07) lab facilities are existing and functional in the whole province, COVID-19 testing report received from all. The graph 07 shows the daily basis lab testing number.



LOCAL TRANSMISSION OF COVID-19 CASES & RECOVERED BY DISTRICT WISE

S#	Districts	Total Cases	Districts wise %	Last 24 Hours cases	Last 07 days Cases	Total Tests	Last 24 Hours Tests	Last 07 Days Tests	Last 24 Hours Positivity rate	Over All positive rate
1	Quetta	12719	69.4	9	58	114882	112	1581	8.0	11.1
2	Kech(Turbat)	850	4.6	0	11	3816	5	76	0.0	22.3
3	Khuzdar	553	3.0	1	4	4119	7	102	14.3	13.4
4	Lasbela	506	2.8	4	19	1351	10	98	40.0	37.5
5	Jafarabad	417	2.3	0	1	2907	0	4	0.0	14.3
6	Chaghi	416	2.3	18	65	5206	335	1539	5.4	8.0
7	Mastung	305	1.7	0	0	2302	0	0	0.0	13.2
8	Killasiafullah	303	1.7	0	1	3579	0	45	0.0	8.5
9	Loralai	268	1.5	0	0	2903	0	12	0.0	9.2
10	Pishin	205	1.1	0	2	1947	0	22	0.0	10.5
11	Sibi	199	1.1	0	1	1616	0	29	0.0	12.3
12	Gwadar	181	1.0	1	7	1875	40	154	2.5	9.7
13	Killabdullah	177	1.0	0	0	1295	0	0	0.0	13.7
14	Dera Bugti	151	0.8	0	0	552	0	0	0.0	27.4
15	Kalat	145	0.8	0	0	1003	0	16	0.0	14.5
16	Zhob	138	0.8	2	5	1488	2	84	100.0	9.3
17	Nushki	132	0.7	2	8	1491	2	46	100.0	8.9
18	Nasirabad	96	0.5	0	1	1753	0	1	0.0	5.5
19	JhalMagsi	83	0.5	0	0	505	0	0	0.0	16.4
20	Sohabatput	72	0.4	0	0	692	0	0	0.0	10.4
21	Kharan	63	0.3	1	1	532	1	13	100.0	11.8
22	Kohlu	59	0.3	0	0	1024	0	0	0.0	5.8
23	Kachi	49	0.3	0	1	427	0	15	0.0	11.5
24	Panjgur	43	0.2	0	0	246	0	0	0.0	17.5
25	Barkhan	34	0.2	0	0	499	0	0	0.0	6.8
26	Musakhail	33	0.2	0	0	341	0	0	0.0	9.7
27	Ziarat	34	0.2	0	1	448	0	1	0.0	7.6
28	Harnai	29	0.2	0	0	240	0	0	0.0	12.1
29	Duki	21	0.1	0	0	503	0	0	0.0	4.2
30	Awaran	15	0.1	0	0	77	0	0	0.0	19.5
31	Washuk	11	0.1	0	1	113	0	1	0.0	9.7
32	Sherani	9	0.0	0	0	210	0	0	0.0	4.3
33	Surab	8	0.0	0	0	367	0	0	0.0	2.2

Sample details of Districts and Performed COVID-19 PCR Test in last 24 Hours

S#	Name of AREA/DISTRICT	TOTAL NO. OF TESTS	No of POSITIVE CASES
1.	QUETTA	112	09
2.	KHUZDAR	07	01
3.	CHAGHI(samples delivered at FJ)	335	18
4.	TURBAT	05	00
5.	LASBELA	10	04
6.	GWADAR	40	01
7.	ZHOB	02	02
8.	KHARAN	01	01
9.	NUSHKI	02	02
	G. Total:	514	38

DR. ALI NASIR BUGTI Director General Health Services Provincial Health Directorate, Quetta – Balochistan Tel: +92-81-9211356, Email: dghs_balochistan@yahoo.com	
Dr. SARMA SAEED KHAN COVID-19 Operational Cell Tel: +92-321-2729110 dghscovid@gmail.com	Dr. NAQEEBULLAH NIAZI COVID-19 Operational Cell Tel: +92-300-3869070, dghscovid@gmail.com
DR. NASIR SHEIKH In-Charge Data / TTQ Mob # 0334-6761678	Dr. DAWOOD RIAZ World Health Organization (+92 333 7804297) riazd@who.int
DR. ZAHEER AHMED KAKAR Provincial RRT COVID-19 / Operational Cell. +92 081- 9204642	