

# Khyber Pakhtunkhwa Corona Virus COVID19 Daily Update 14 September 2020

## 1. Snapshot figures for the day<sup>1</sup>

# 726

Total Active Cases<sup>2</sup>

# 37079

Total Cases

# 1257

Total Deaths

# 35096

Total Recovered

# 87

New Cases  
Today

# 00

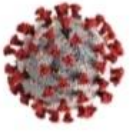
New Deaths  
Today

# 29

New Recoveries  
Today

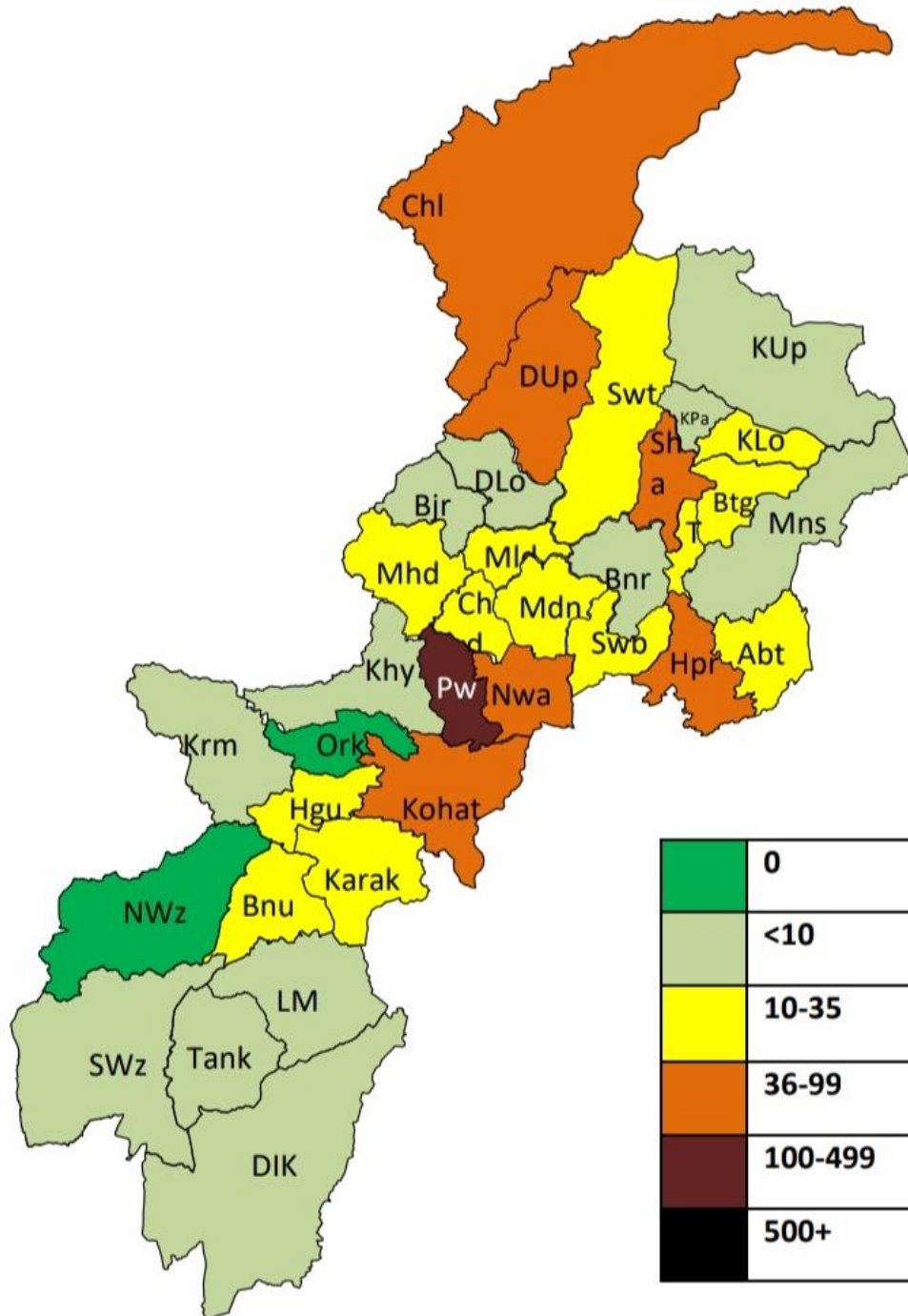
1. Figures up to 12 Midnight on the 13<sup>th</sup> of September
2. Active cases = total cases till now – deaths – recoveries



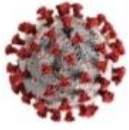


# Khyber Pakhtunkhwa Corona Virus COVID19 Daily Update 14 September 2020

## 2. Provincial Heatmap



Map colored by active cases



**Khyber  
Pakhtunkhwa  
Corona Virus  
COVID19  
Daily Update**  
14 September 2020

**3. District data**

District	Cases		Deaths		Recoveries	Active Cases
	Total	24 hrs	Total	24 hrs		
<b>Total</b>	<b>37079</b>	<b>87</b>	<b>1257</b>	<b>0</b>	<b>35096</b>	<b>726</b>
<b>Peshawar Division</b>						
PESHAWAR	13854	46	592	0	13116	146
CHARSADDA	903	0	15	0	870	18
NOWSHERA	1008	3	47	0	925	36
KHYBER	754	0	10	0	737	7
MOHMAND	130	0	2	0	113	15
<b>Total</b>	<b>16649</b>	<b>49</b>	<b>666</b>	<b>0</b>	<b>15761</b>	<b>222</b>
<b>Mardan Division</b>						
MARDAN	1268	0	59	0	1186	23
SWABI	524	0	30	0	480	14
<b>Total</b>	<b>1792</b>	<b>0</b>	<b>89</b>	<b>0</b>	<b>1666</b>	<b>37</b>
<b>Malakand Division</b>						
SWAT	3063	4	101	0	2935	27
BUNER	486	1	11	0	470	5
DIR LOWER	1718	0	42	0	1669	7
DIR UPPER	929	2	12	0	872	45
SHANGLA	418	8	3	0	382	33
MALAKAND	1626	9	40	0	1567	19
CHITRAL LOWER	512	2	5	0	467	40
CHITRAL UPPER	202	0	1	0	197	4
BAJAUR	604	0	33	0	565	6
<b>Total</b>	<b>9558</b>	<b>26</b>	<b>248</b>	<b>0</b>	<b>9124</b>	<b>186</b>
<b>Hazara Division</b>						
MANSEHRA	735	0	18	0	711	6
ABBOTTABAD	1658	8	91	0	1548	19
HARIPUR	736	0	13	0	676	47
TOR GHAR	21	0	0	0	7	14
KOHISTAN UPPER	43	2	0	0	37	6
KOHISTAN LOWER	58	0	0	0	28	30
KOLAI PALLAS	17	0	0	0	16	1
BATTAGRAM	382	0	16	0	344	22
<b>Total</b>	<b>3650</b>	<b>10</b>	<b>138</b>	<b>0</b>	<b>3367</b>	<b>145</b>
<b>Kohat Division</b>						
KOHAT	817	1	33	0	702	82
HANGU	212	1	8	0	194	10
KARAK	484	0	27	0	446	11
KURRAM	651	0	13	0	633	5
ORAKZAI	141	0	2	0	139	0
<b>Total</b>	<b>2305</b>	<b>2</b>	<b>83</b>	<b>0</b>	<b>2114</b>	<b>108</b>
<b>Bannu Division</b>						
BANNU	242	0	8	0	214	20
LAKKI MARWAT	74	0	1	0	71	2
NORTH WAZIRISTAN	15	0	1	0	14	0
<b>Total</b>	<b>331</b>	<b>0</b>	<b>10</b>	<b>0</b>	<b>299</b>	<b>22</b>
<b>Dera Ismail Khan Division</b>						
DERA ISMAIL KHAN	463	0	19	0	443	1
TANK	85	0	0	0	84	1
SOUTH WAZIRISTAN	94	0	3	0	87	4
<b>Total</b>	<b>642</b>	<b>0</b>	<b>22</b>	<b>0</b>	<b>614</b>	<b>6</b>
<b>Quarantine/Travellers</b>						
<b>Total</b>	<b>2152</b>	<b>0</b>	<b>1</b>	<b>0</b>	<b>2151</b>	<b>0</b>

