

# Khyber Pakhtunkhwa Corona Virus COVID19 Daily Update 13 September 2020

## 1. Snapshot figures for the day<sup>1</sup>

# 668

Total Active Cases<sup>2</sup>

# 36992

Total Cases

# 1257

Total Deaths

# 35067

Total Recovered

# 50

New Cases  
Today

# 00

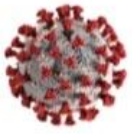
New Deaths  
Today

# 173

New Recoveries  
Today

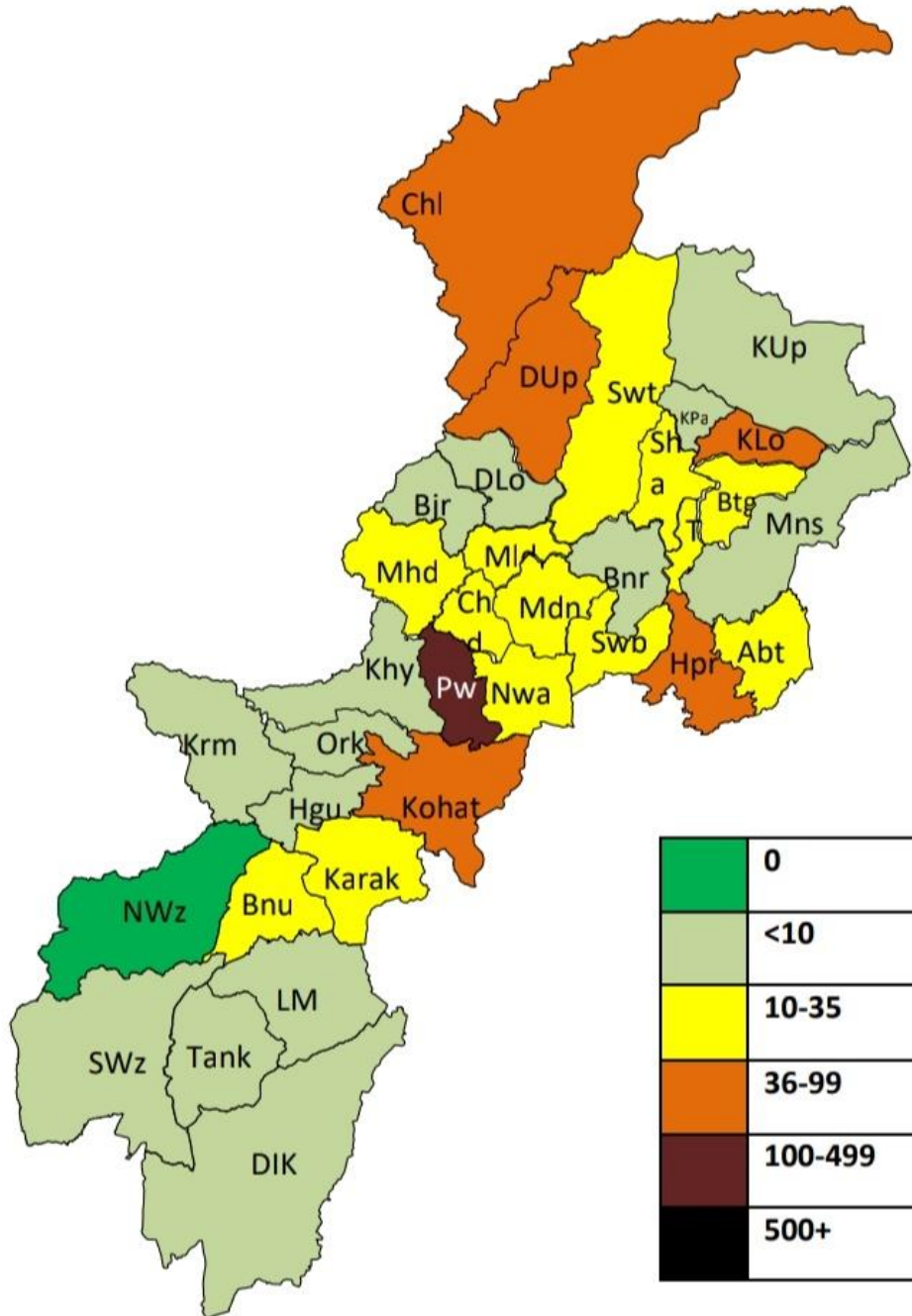
1. Figures up to 12 Midnight on the 12<sup>th</sup> of September
2. Active cases = total cases till now – deaths – recoveries



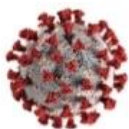


# Khyber Pakhtunkhwa Corona Virus COVID19 Daily Update 13 September 2020

## 2. Provincial Heatmap



Map colored by active cases



**Khyber  
Pakhtunkhwa  
Corona Virus  
COVID19  
Daily Update  
13 September 2020**

**3. District data**

District	Cases		Deaths		Recoveries	Active Cases
	Total	24 hrs	Total	24 hrs		
<b>Total</b>	<b>36992</b>	<b>50</b>	<b>1257</b>	<b>0</b>	<b>35067</b>	<b>668</b>
<b>Peshawar Division</b>						
PESHAWAR	13808	10	592	0	13116	100
CHARSADDA	903	0	15	0	870	18
NOWSHERA	1005	6	47	0	925	33
KHYBER	754	0	10	0	737	7
MOHMAND	130	0	2	0	113	15
<b>Total</b>	<b>16600</b>	<b>16</b>	<b>666</b>	<b>0</b>	<b>15761</b>	<b>173</b>
<b>Mardan Division</b>						
MARDAN	1268	1	59	0	1186	23
SWABI	524	0	30	0	480	14
<b>Total</b>	<b>1792</b>	<b>1</b>	<b>89</b>	<b>0</b>	<b>1666</b>	<b>37</b>
<b>Malakand Division</b>						
SWAT	3059	1	101	0	2930	28
BUNER	485	0	11	0	470	4
DIR LOWER	1718	0	42	0	1669	7
DIR UPPER	927	5	12	0	872	43
SHANGLA	410	0	3	0	382	25
MALAKAND	1617	0	40	0	1566	11
CHITRAL LOWER	510	5	5	0	467	38
CHITRAL UPPER	202	0	1	0	197	4
BAJAUR	604	6	33	0	565	6
<b>Total</b>	<b>9532</b>	<b>17</b>	<b>248</b>	<b>0</b>	<b>9118</b>	<b>166</b>
<b>Hazara Division</b>						
MANSEHRA	735	0	18	0	711	6
ABBOTTABAD	1650	0	91	0	1543	16
HARIPUR	736	0	13	0	676	47
TOR GHAR	21	0	0	0	6	15
KOHISTAN UPPER	41	0	0	0	37	4
KOHISTAN LOWER	58	10	0	0	12	46
KOLAI PALLAS	17	0	0	0	16	1
BATTAGRAM	382	2	16	0	344	22
<b>Total</b>	<b>3640</b>	<b>12</b>	<b>138</b>	<b>0</b>	<b>3345</b>	<b>157</b>
<b>Kohat Division</b>						
KOHAT	816	1	33	0	702	81
HANGU	211	0	8	0	194	9
KARAK	484	0	27	0	446	11
KURRAM	651	2	13	0	633	5
ORAKZAI	141	0	2	0	138	1
<b>Total</b>	<b>2303</b>	<b>3</b>	<b>83</b>	<b>0</b>	<b>2113</b>	<b>107</b>
<b>Bannu Division</b>						
BANNU	242	1	8	0	214	20
LAKKI MARWAT	74	0	1	0	71	2
NORTH WAZIRISTAN	15	0	1	0	14	0
<b>Total</b>	<b>331</b>	<b>1</b>	<b>10</b>	<b>0</b>	<b>299</b>	<b>22</b>
<b>Dera Ismail Khan Division</b>						
DERA ISMAIL KHAN	463	0	19	0	443	1
TANK	85	0	0	0	84	1
SOUTH WAZIRISTAN	94	0	3	0	87	4
<b>Total</b>	<b>642</b>	<b>0</b>	<b>22</b>	<b>0</b>	<b>614</b>	<b>6</b>
<b>Quarantine/Travellers</b>						
<b>Total</b>	<b>2152</b>	<b>0</b>	<b>1</b>	<b>0</b>	<b>2151</b>	<b>0</b>

